

Sink Skin 800

Kitchen Sinks

Code: 4458 040



DETAILS

Edge/Installation Type	Flush-mount Top-mount
Material	AISI 304 stainless steel
Texture	Foster brushed
Base	90 cm
Dimensions	840 x 440 mm
Standard fittings	Fixing hooks, gasket, drain, overflow and siphon, boxed packing
Mixer holes	No standard holes
Built-in hole	View technical data sheet
Drainer	No

Width	84 cm
-------	-------

Bowl dimension	800 x 400 mm
----------------	--------------

Number of bowls	1 bowl
-----------------	--------

Waste fitting	Drain SPACE 3,5"
---------------	------------------

Notes:	As the product consists of a single seamless steel surface with no gaps or interstices, the use of garbage disposal and waste fitting with automatic control is not permitted.
--------	--

FEATURES

ONE SEAMLESS STEEL SURFACE	The waste-fitting and overflow are moulded on the sink. The product is therefore made out of one seamless steel surface, without gaps or interstices. A great plus in terms of hygiene.
----------------------------	---

Deep bowls	This bowls reach an important depth, over 20 cm, thanks to the advanced production technology, that can be offer great capieny and practicity in all the washing operations.
------------	--

High thickness	1mm thick steel. A significant thickness, which guarantees the maximum sturdiness and durability.
----------------	---

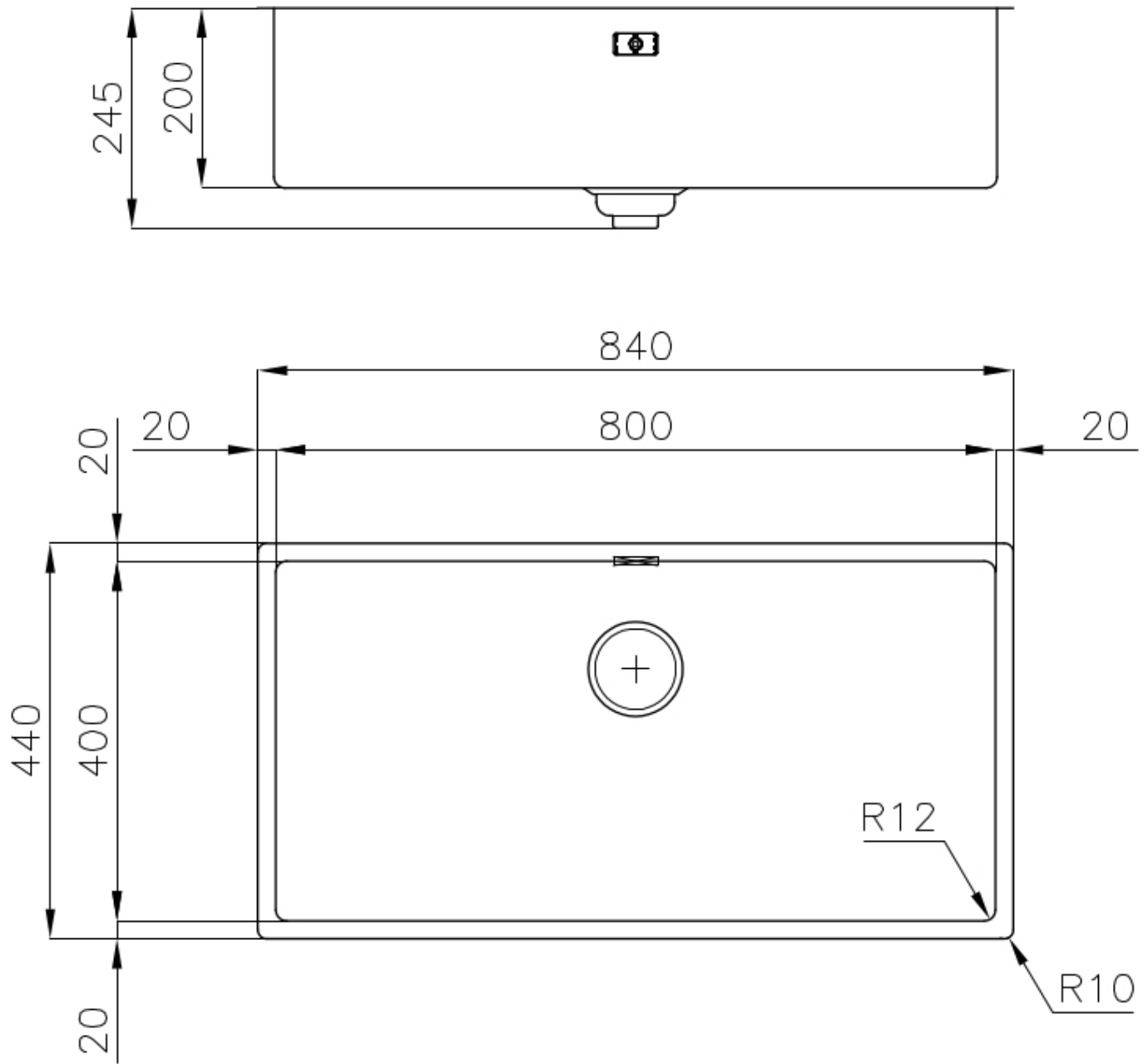
Perimetral overflow	The overflow is always a security on the Foster sinks that prevents the overflow of water in case of oversights. The perimeter drain solution improves aesthetics thanks to its square and essential shape.
---------------------	---

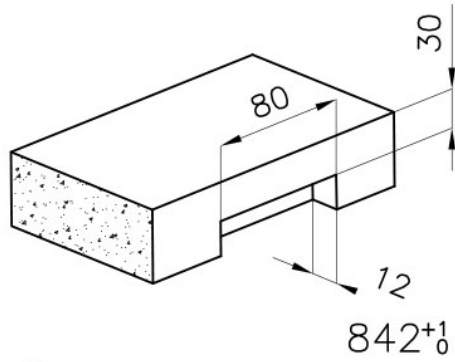
Save space system	Drain and siphon are designed to leave as much space as possible in the under-sink area, more and more useful today for theseparate waste collection systems.
-------------------	---

Small radius	Bowls with squared shapes with a modern design and an increased capacity, for a minimal aesthetics connected with an extreme practicity.
--------------	--

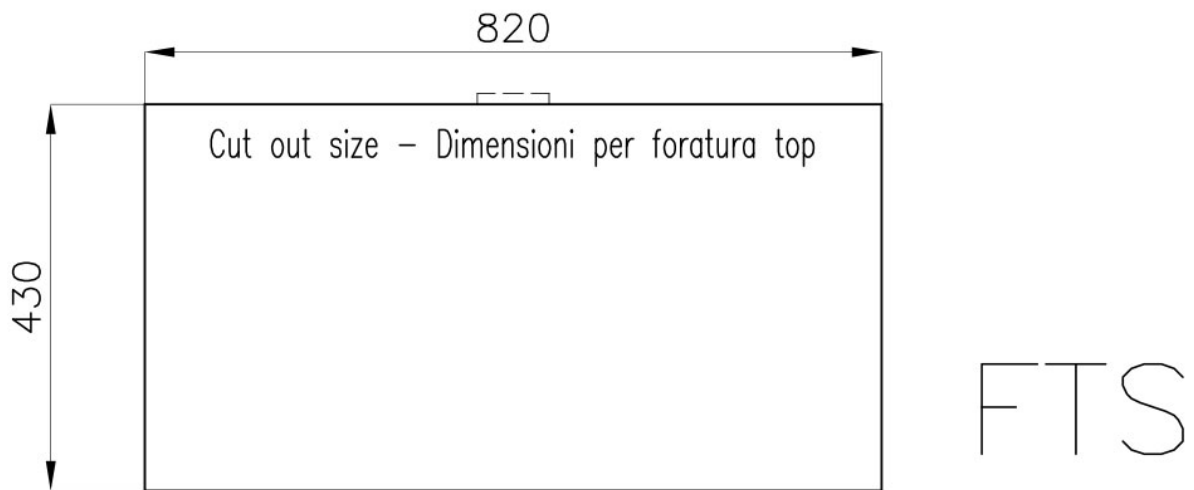
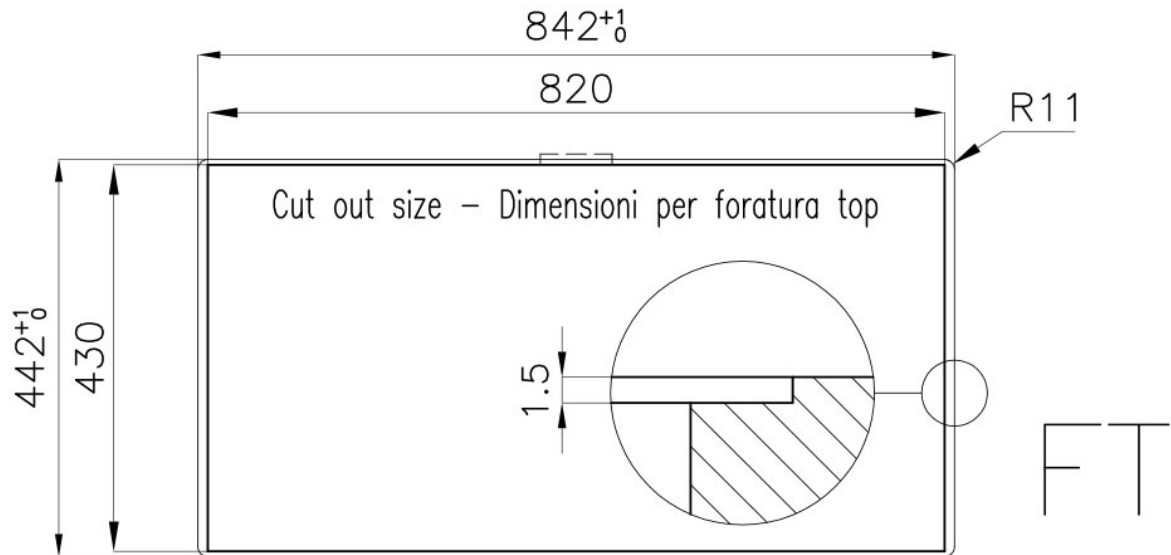
Space waste fitting	The elegant SPACE steel cap closes the drain and leaves no visible residues collected in the basket below. Space also has a small footprint and allows the optimal use of the under-sink compartment.
---------------------	---

TECHNICAL DATA






intaglio per il troppo-pieno
solo con top > 30 mm
recess for housing the over-flow
only for top > 30 mm



GALLERY



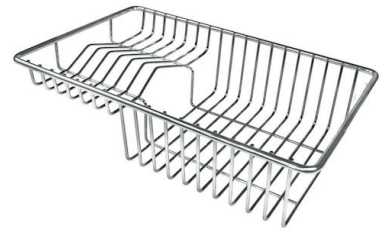
OPTIONAL ACCESSORIES



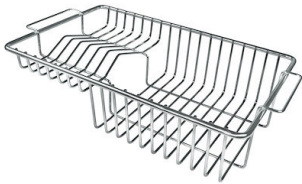
Glass chopping board
8631 300



HPDE Twin chopping board
8644 101



Stainless steel plate rack
8100 303
* only in combination with the accessory
8644 101



Stainless steel plate rack
8100 201



White bowl
8153 100



**Graters kit with ring-holder and
food collection tray**
8159 101
* only in combination with the accessory
8644 101



**Iroko-wood sliding chopping board
with stainless steel colander**
8644 044



Stainless steel basket
8611 000



Stainless steel perforated tray
8151 000
* only in combination with the accessory
8644 101

RECOMMENDED PAIRINGS



Mixer Tap Skin
8424 100



VELA PLUS satin
8497 120



VOLTA
8491 100